

The Armed Forces Support Our Community

- Combined Federal Campaign
- Adopt-a-School Programs
 - ❖ Repairs
 - ❖ Mentoring
 - ❖ Equipment
- Ready-to-Learn Campaign
- Drug Education for Youth
- National Guard Youth Challenge Academy
- Toys-for-Tots
- Special Olympics
- Great Aloha Run
- Big Brothers and Big Sisters
- Habitat for Humanity
- Emergency Medical Evacuation Helicopter Support
- Disaster Coordination and Assistance
- Air/Sea Search & Rescue
- Aids to Navigation
- Explosive Ordnance Disposal
- Firebucket Support
- Diamond Head, Beach, & Environmental Cleanups
- Adopt-a-Highway Program
- Parades & Ceremonies
- Concerts
- BayFest
- Junior & Senior Reserve Officer Training Programs
- Training & Assistance Programs with Police & Fire Departments

Did You Know That...

- The U.S. Department of Defense is the second major source of revenue to the state. Second only to tourism.
- Hawaii is the third-ranking state (behind Virginia and Alaska) in annual per capita federal defense expenditures -- \$4,259.55 per person in FY07.
- According to the 2000 U.S. Census, Hawaii topped all other states with the highest percentage of people ages 16 to 64 in the armed forces -- 4.95%.
- Every major defense contractor has local staffing in Hawaii, where defense procurement averaged \$2.0 billion annually since FY02.
- Pearl Harbor Naval Shipyard is the largest industrial employer in Hawaii.
- During 2007 the Coast Guard conducted more than 556 search and rescue missions, saved 300 lives and \$15.4 million in property.
- Pacific Missile Range Facility on Kauai is the largest multi-environment military range in the world.



ADVANTAGES TO HAWAII

Hawaii-Based Armed Forces Benefit All Of Us



January 2009
Military Affairs Council



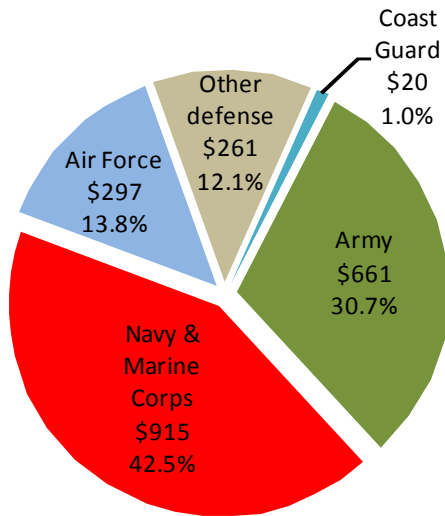
Economic Impact of the Armed Forces in Hawaii

The Bottom Line

The total spending by the armed services in Hawaii in **2007 was \$8.2 billion***, which results in direct and indirect impacts totaling **\$12.2 billion to Hawaii's economy**, and accounting for more than 110,000 jobs and \$7.6 billion in household earnings.

* Includes U.S. Dept. of Defense appropriated funds spent by the Army, Navy/Marines, and Air Force in Hawaii, expenditures by the Coast Guard and expenditures of non-appropriated funds by military exchanges, commissaries, and other local purchases.

Armed Forces Procurement Contracts in Hawaii Sept. 30, 2007 [In \$million]



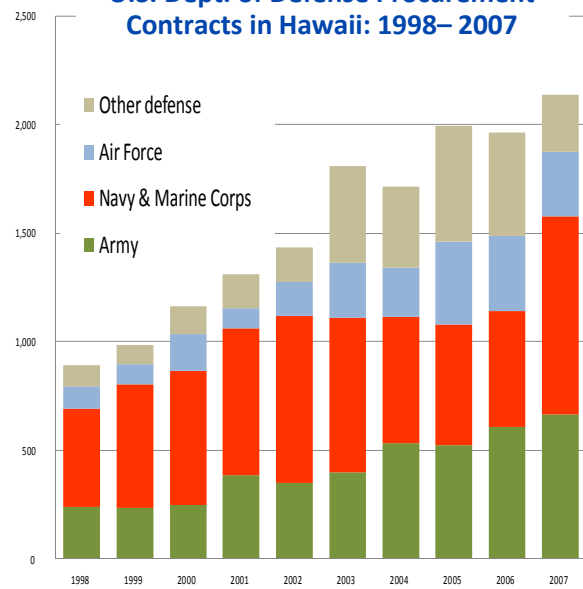
Compiled in cooperation with [The Chamber of Commerce of Hawaii](#), [Military Affairs Council](#) by the [Hawaii Department of Business, Economic Development & Tourism](#)

For a \$1 Billion Federal Military Expenditure in Hawaii, there are direct and indirect impacts on the following industries:

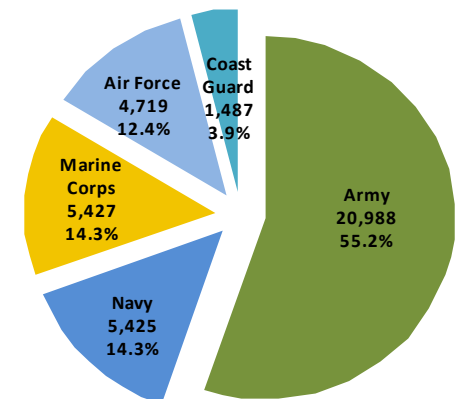
Output \$1,487 million		Employment 13,492 jobs		Household Earnings \$938 million	
Federal military & civilian	778	Federal military & civilian	7,815	Federal military & civilian	713
Real estate & rentals	149	Health services	921	Health services	44
Health services	90	Retail trade	754	Professional services	26
Retail trade	58	Other services	542	Retail trade	22
Mining & construction	55	Business services	516	Mining & construction	20
Professional services	51	Professional services	459	Business services	19
Finance & insurance	46	Eating & drinking	389	Finance & insurance	14
Other manufacturing	39	Real estate & rentals	364	Other services	13
Business services	33	Mining & construction	337	Real estate & rentals	9
Other services	32	Finance & insurance	258	Wholesale trade	9
Transportation	25	Educational services	189	Eating & drinking	8
Eating & drinking	25	Wholesale trade	171	Information	7
Wholesale trade	24	Transportation	137	Other manufacturing	7
Information	23	Arts & entertainment	134	Transportation	7
Utilities	21	Information	119	Educational services	6
All other industries	40	All other industries	389	All other industries	15

Source: DBEDT, *The 2005 Input-Output Study for Hawaii* (August 2008)

U.S. Dept. of Defense Procurement Contracts in Hawaii: 1998–2007



Armed Forces in Hawaii, Active Duty Personnel: June 30, 2008 = 38,046



*Excludes estimated afloat figure of 9,000 for Navy/Marine Corps.